



model 420M



- 42 in. (1067 mm) stroke
- 14,000 lb. (62.3 kN) pulling capacity
- Equipped with reliable GH42 Soil Probing Hammer
- Stabilization outriggers ... standard equipment.
- Performs same operations as larger probes including concrete drilling, soil and groundwater sampling, and conductivity logging
- Weighs less than 411 lb. (186 kg)
- Easily attaches to remote power unit by way of hydraulic lines with quick connects
- Removable outriggers enhance stability while probing
- Powered by a PortaCo® Hydraulic Power Unit
- Compatible with 36 in. and smaller Geoprobe® tooling

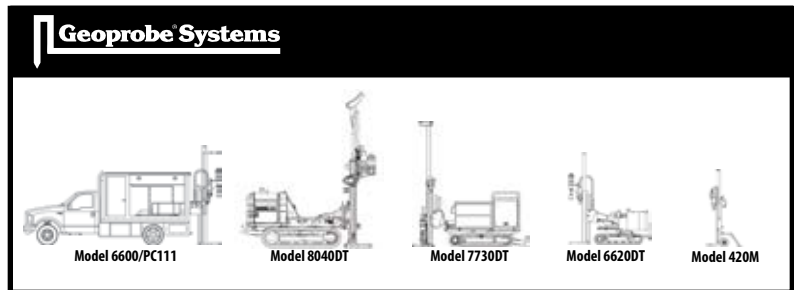
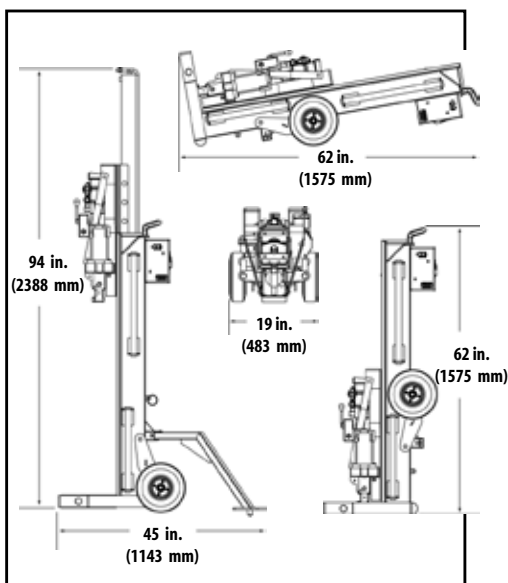



Model 420M Specifications

Stroke.....	42 in.	1067 mm
Weight	413 lb.	187 Kg
Weight (with rod guide & outriggers)	446 lb.	202 Kg
Width (transport width).....	19 in.	483 mm
Width (working width with outriggers extended).....	36 in.	914 mm
Length (mast vertical).....	28 in.	711 mm
Length (mast vertical & outriggers installed)	45 in.	1143 mm
Length (mast horizontal)	62 in.	1575 mm
Height (mast vertical - probe cylinder extended).....	94 in.	2388 mm
Height (mast vertical - probe cylinder retracted).....	62 in.	1575 mm
Down Force	11,700 lb.	52.1 kN
Retraction Force	14,000 lb.	62.3 kN
Hydraulic Pressure (system)	2,000 psi.	138 bar
Hydraulic Flow Rate (system).....	10 gpm.....	38 L/min
Hammer System.....	GH42
Percussion Rate.....	30 Hz
Torque.....	345 ft. lb.	468 N-M
Rotation Rate (bi-directional).....	125 rpm

PortaCo® Inc. Compact, Hydraulic Power Unit

Hydraulic Flow: 10 gpm (38 Lpm) at 2000 psi (138 bar)
 Powered by an 18 Hp Briggs & Stratton electric-start engine
 Engine operates on unleaded gasoline
 (Diesel available by request)
 Compact Size: 35 in. long x 29 in. wide x 32 in. high
 (889 x 737 x 813 mm)
 Weight: 320 lb. (145 kg)



E-specs

We have developed this E-specs document to allow you the ability to quickly compare the features and capabilities of various probe machines offered by Geoprobe Systems® ... the direct push innovators. Unit and tooling specifications are subject to change without notice. If you are interested in a specific Geoprobe® direct push system, please call us at **1-800-436-7762** for a formal, specialized quotation which includes all the details required for purchasing your Geoprobe® system.



1835 Wall Street • Salina, KS 67401
 1-800-436-7762
 www.geoprobe.com